

The Hil-Rom Nurse Care System: integration of Nurse Console, Pillow Speaker and Dome Light

Certain rooms on the **5th floor of the MART**, such as, Lab/Procedure/Treatment Rooms, will have the new larger **Dome Light** outside the room. Communication to/from these rooms will be via the **Pillow Speaker &/or In Room Wall Units & Nurse Console**. Other areas will utilize the single Nurse Call button with a small standard white dome light outside the room, ie, basic exam room.

On the **6th floor**, all infusion chairs and private patient rooms will have the **Pillow Speaker** as well as **Wall Units**. Bathrooms will have **Wall Pulls** to request assistance.

Hil-Rom Pillow Speaker

The Pillow Speaker is to be used in conjunction with the **Navicare Nurse Console** at the **Communication Station**. It allows for bi-directional communication between the patient and the staff & provides the staff with additional details for those alerts.



The **Pillow Speaker** is connected to the bed/chair in the patient's room and enables the patient to make general or specific requests.

Staff can directly communicate with the patient and ask further information. (See the **Navicare Nurse Call Console Job Aid** for more details.)

Pillow Speaker Functionality



The buttons at the top of the device are used by the patient to contact Nursing Staff for **general requests** or specific calls for **bathroom assistance** and **pain related alerts**. The speaker allows dual verbal communication between the staff and patient.

The Alert buttons integrate with the **Dome Lights** located outside of the patient's room and will display specific light colors/patterns & tones based on the request.

The Pillow Speaker is also used as a remote control for the MyStation Entertainment System.

NaviCare Dome Light

The **Dome Light** is a signaling device outside of the patient's room that informs staff about an event occurring inside the patient's room.



It will illuminate with different **colors, flashes & tones** for events such as, calls from patients, staff emergency and code calls. The type of display is based on the **Pillow Speaker** button

selected and/or in room **Wall Panel** selected. Additionally, the **Nurse Console** will display with Room #, type of request, wait time, status (new). The Console & the Dome light will have an auditory **Tone** for some requests.

Dome Light colors: red, white, blue, green, yellow, & pink.

a. **Pillow Speaker:**

- Non-specific Call** → all **White/Slow Flash**
- Bathroom Call** → **1 Yellow / 1 White Fast**
- Pain request** → **1 Red / 1 White Slow**
- Speaker disconnect** → all **Pink /Fast**


b. **In Room Wall Panel:**

- Staff Assist** → all **Green / Slow Flash**
- Staff Emergency** → all **Red / Fast Flash**
- CODE BLUE** → all **Blue / Fast Flash**

c. **Inside Bathroom**

- Bathroom Assist** → **Red lights/Fast Flash** or Single white Dome Light
- Shower Assist** → all **Red / Fast Flash**

In Room Wall Units: staff &/or patients can use the Wall Units as needed. Dome light calls can be cancelled by nurse in room.



Code Blue Wall Pull & Toilet Emergency Pulls are also integrated with the Nurse Console and Dome Lights.

Wall Pull





Toilet Wall Pull



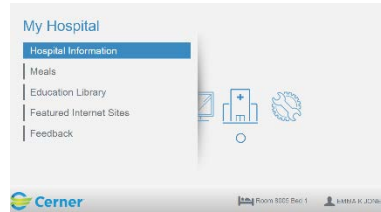
MyStation Interactive TV

Only the rooms with the large Dome Light/Pillow speaker will have access to the MyStation Interactive TV and are in 'Guest Mode'. Outpatient functionality is limited to movies, games, language, theme (Peds) and Patient Education Library videos ad hoc. (Pt Ed will not be ordered/assigned as in Inpatient, nor Patient Portal available)










- The **Green Power** button at the top of the device is used to power on the MyStation 
- The **Yellow Light bulb icon #1** will control the overhead lights in the patient rooms 
- A keyboard can be used to navigate instead of Pillow Speaker
- A video displays the first time showing how to use it

The buttons in the middle of the device are used for functionality on the television console, ie, TV, volume, channels, rewind/fast forward for games.

Interactive TV Screen Menu (limited for MART)



Dome Light Colors, Patterns & Tones (MART)

Source	CLINICAL ALERTS	HILL ROM DOME LIGHT	TONE-Dome	TONE-Console
Pillow Speaker	Normal Call	All White/ Slow Flash 	NONE	Yes
	Bathroom Request	Lower (2) Yellow/White Slow Flash 	NONE	Yes
	Pain Related Req	Lower (2) Red/White Slow Flash 	NONE	Yes
Inside Bathroom	Pillow Speaker Disconnect	All Pink/ Fast Flash 	Yes	Yes
	Bathroom Emergency Req	All Red Fast Flash 	Yes	Yes
	Shower Emergency Req	All Red Fast Flash 	Yes	Yes
In Room Wall Panel	Staff Assist	All Green / Slow Flash 	NONE	Yes
	Staff Emergency	All Red Fast Flash 	Yes	Yes
	Code Blue	All Blue / Fast Flash 	Yes	Yes



STONY BROOK MEDICINE



MART Technology

Hil-Rom Pillow Speaker, Dome Light & MyStation Interactive TV



Quick Reference Guide

**For issues with the Navicare System
Call the HELP desk
at 4-HELP (444-4357)**